



Since 1949

Acme Sanitary Ware Co. Ltd.

1/F, Acme Building, 22-28 Nanking Street, Kowloon, Hong Kong


Tel: 2388 7171 Fax: 2710 8012

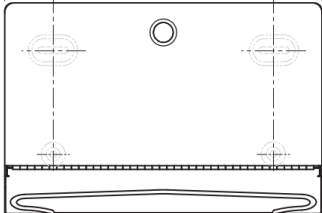

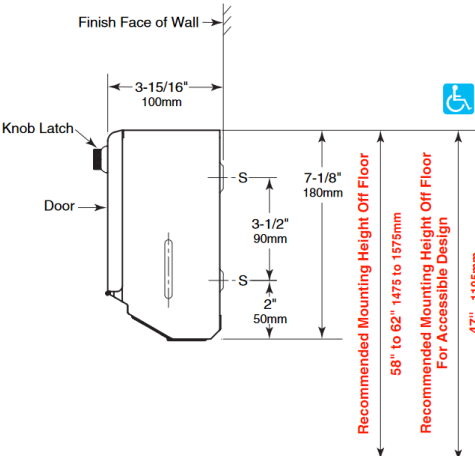
Email: acme@acmesanitary.com.hk

Website: www.acmesanitary.com.hk

PROJECT		REF		REV	ITEM CODE	
LOCATION		DATE			PAGE	

SANITARY WARE SPECIFICATION SHEET

Item Descriptions	Bobrick (USA) Surface mounted paper towel dispenser	<div>Illustration/ Drawing</div> <div></div>
Dimensions	Refer to drawing	
Model	B-2621	
Material	Stainless Steel	
Manufacturer	Bobrick Washroom Equipment Inc. (USA)	
Supplier	Acme Sanitary Ware Co. Ltd Mr. Eric Wong/ Mr. Don Yuen	
Contact Tel/Fax	(852) 2388-7171 / (852) 2710-8012	
E-mail	acme@acmesanitary.com.hk	
Website	www.acmesanitary.com.hk	
<div>MATERIALS: Cabinet — 18-8, type-304, 22-gauge (0.8mm) stainless steel. All-welded construction. Exposed surfaces have satin finish. Towel tray has hemmed opening to dispense paper towels without tearing. Door — 18-8, type-304, 22-gauge (0.8mm) stainless steel with satin finish. Secured to cabinet with a full-length stainless steel piano-hinge. Equipped with a knob latch. Optional: Order Bobrick Part No. 262-130 TowelMate® available as an optional accessory. TowelMate accessory allows for paper towels to dispense one at a time without bulging, sagging or falling through the towel tray opening. TowelMate fits Gamco and most manufacturers' similar models.</div> <div>OPERATION: Unit dispenses C-fold and multifold paper towels 3-1/8" to 3-13/16" (79–97mm) deep. Slots in sides of cabinet indicate refill time. Capacity: 200 C-fold or 275 multifold paper towels. To dispense narrower towels 2-1/2" to 3-1/8" (64–79mm) deep, order optional TowelMate accessory y Bobrick Part No. 262-130.</div> <div>INSTALLATION: Mount unit on wall with four #10 x 1-1/4" (4.8 x 32mm) sheet-metal screws (not furnished) at points indicated by an S. For plaster or dr y wall construction, provide concealed backing to comply with local building codes, then secure unit with sheet-metal screws. For other wall surfaces, provide fiber plugs or expansion shields for use with sheet-metal screws, or provide 1/8" (3mm) toggle bolts or expansion bolts.</div> <div>SPECIFICATION: Surface-mounted paper towel dispenser shall be type-304 stainless steel with all-welded construction; exposed surfaces shall have satin finish. Door shall be secured to cabinet with a full-length stainless steel piano-hinge and equipped with a knob latch. Paper towel tray shall have hemmed opening to dispense paper towels without tearing. Unit shall be capable of dispensing 200 C-fold or 275 multifold paper towel measuring 3-1/8" to 3-13/16" (79 to 97mm) deep. Narrower paper towels 2-1/2" to 3-1/8" (65 to 79mm) deep may be efficiently dispensed with the use of an optional TowelMate accessory, Bobrick Part No. 262-130. TowelMate accessory allows for paper towels to dispense one at a time without bulging, sagging or falling through the towel tray opening.</div>		

<div>10-13/16" 275mm</div> <div>7-1/2" 190mm</div> <div>S</div> <div>S</div> <div></div>	
<div>Finish Face of Wall →</div> <div>3-15/16" 100mm</div> <div>Knob Latch</div> <div>Door →</div> <div>S</div> <div>7-1/8" 180mm</div> <div>3-1/2" 90mm</div> <div>2" 50mm</div> <div>S</div> <div><div>Recommended Mounting Height Off Floor</div><div>58" to 62" 1475 to 1575mm</div><div>Recommended Mounting Height Off Floor For Accessible Design</div><div>47" 1195mm</div></div> <div></div>	<div></div>

* All information of the above is for the reference only. No prior notice is made if any changes.

Source: Bobrick Washroom Equipment Inc.